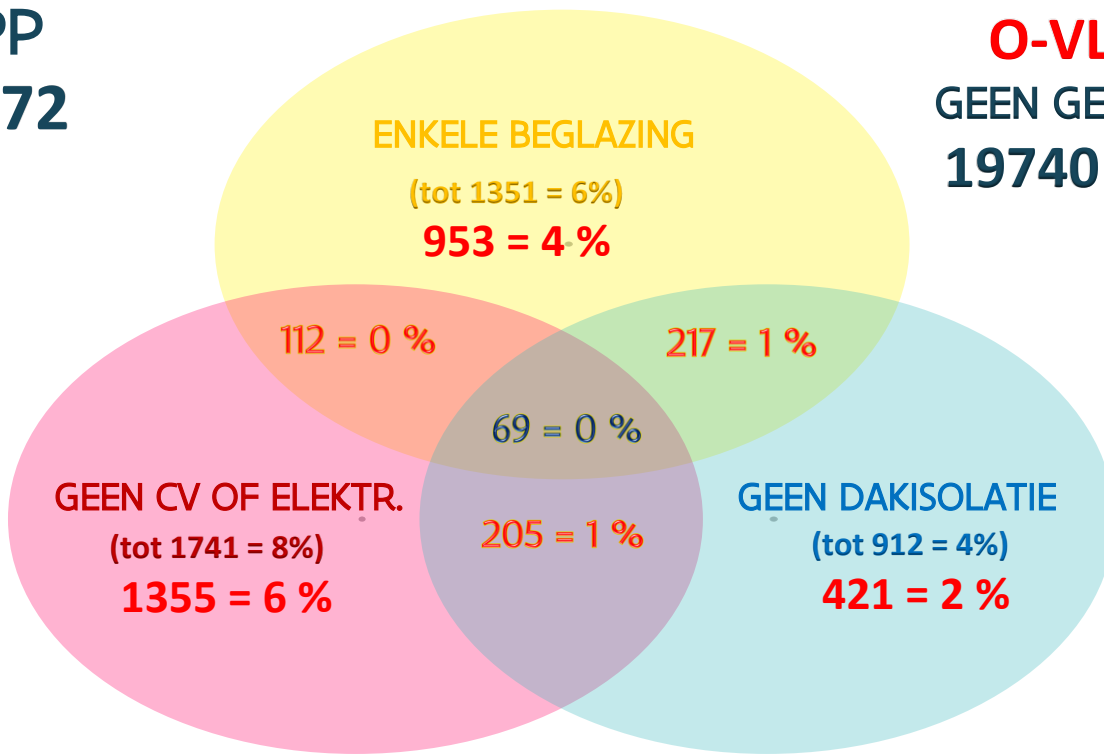


## RESULTATEN - PATRIMONIUMBEVRAGING 2020

O-VL 2020

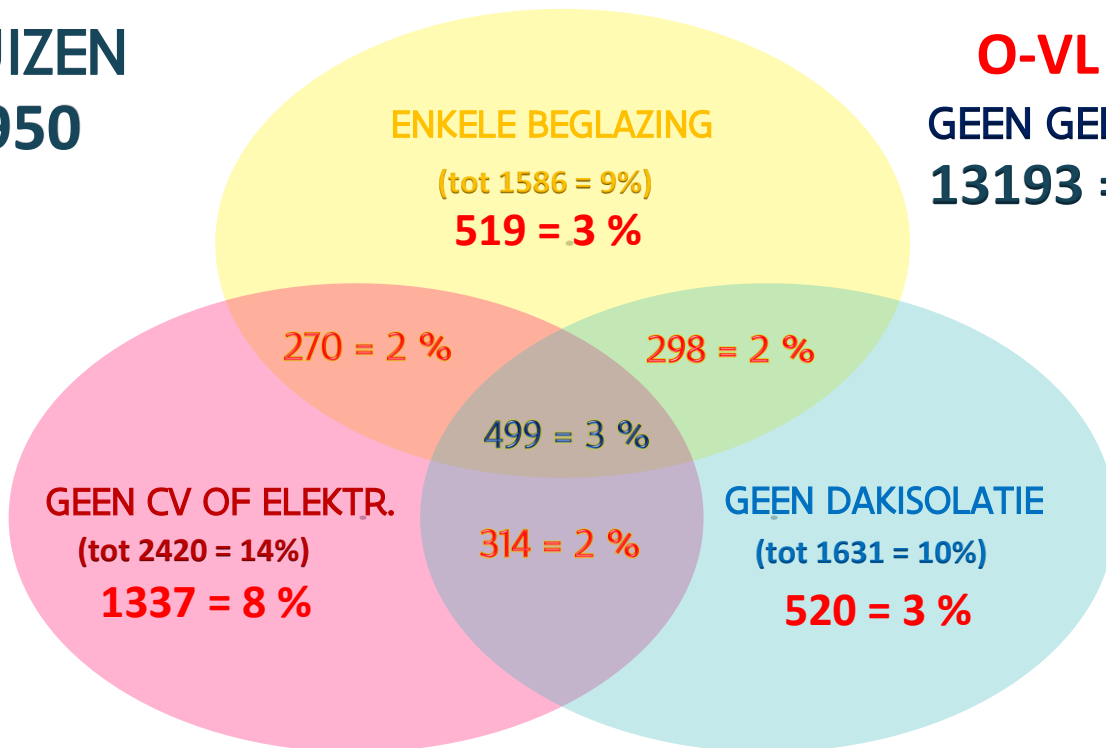
BEGLAZING	#WON	%	DAKISOLATIE	#WON	%	GEVELISOLATIE	#WON	%
enkel-overwegend	1.245	3,1%	geen isolatie	2.543	6,4%	volle muur-niet-geïsol.	1.983	5,0%
gemengd-enkel+dubbel	1.692	4,2%	dikte onbek.	1.739	4,3%	spouw-niet-geïsol.	15.029	37,6%
dubbel-overwegend	12.415	31,0%	< 6 cm	3.839	9,6%	geïsoleerd 2-6 cm	14.026	35,0%
gemengd-dubbel+HR	3.400	8,5%	6-10 cm	9.368	23,4%	geïsoleerd 6-10 cm	3.704	9,3%
HR-glas-overwegend	9.280	23,2%	10-16 cm	13.986	34,9%	geïsoleerd 10-16 cm	3.146	7,9%
HR 1,1 of driedubbel-overwegend	11.990	30,0%	> 16 cm	8.547	21,4%	geïsoleerd > 16 cm	2.134	5,3%
lege cellen	0	0,0%	lege cellen	0	0,0%	lege cellen	0	0,0%
VERWARMING	#WON	%	EPC - GEMIDDELD	#WON	%	VENTILATIE	#WON	%
CV/coll-gas	3.237	8,1%	< 100 kwh/m2/jaar	3.608	9,0%	geen voorzieningen	10.347	25,9%
CV/coll-gas/cond.	3.385	8,5%	100-200 kwh/m2/jaar	10.410	26,0%	systeem-A (=roosters)	17.066	42,6%
CV/indiv-gas	2.594	6,5%	200-300 kwh/m2/jaar	8.840	22,1%	systeem-B	1.036	2,6%
CV/indiv-gas-HR	9.086	22,7%	300-400 kwh/m2/jaar	4.455	11,1%	systeem-C (=roosters+afzuiging)	10.987	27,5%
CV/indiv-gas/cond.	17.279	43,2%	400-500 kwh/m2/jaar	3.963	9,9%	systeem-D (=met WTW)	586	1,5%
CV-stookolie	166	0,4%	> 500 kwh/m2/jaar of niet beschikbaar	8.746	21,9%	lege cellen	0	0,0%
elektrisch	1.589	4,0%	lege cellen	0	0,0%			
kachels-gas/gesloten	106	0,26%	# GEBREKEN	#WON	%	HUURPATRIMONIUM # WON		
kachels-gas/open	1.225	3,1%	geen gebreken	32.933	82,3%	# APP	23.072	
kachels-andere	231	0,6%	1xGebrek	5.105	12,8%	# HUIZEN	16.950	
geen/door huurder	1.116	2,8%	2xGebrek	1.416	3,5%	40.022		
passief standaard	8	0,0%	3xGebrek	568	1,4%			

**#APP**  
**23.072**



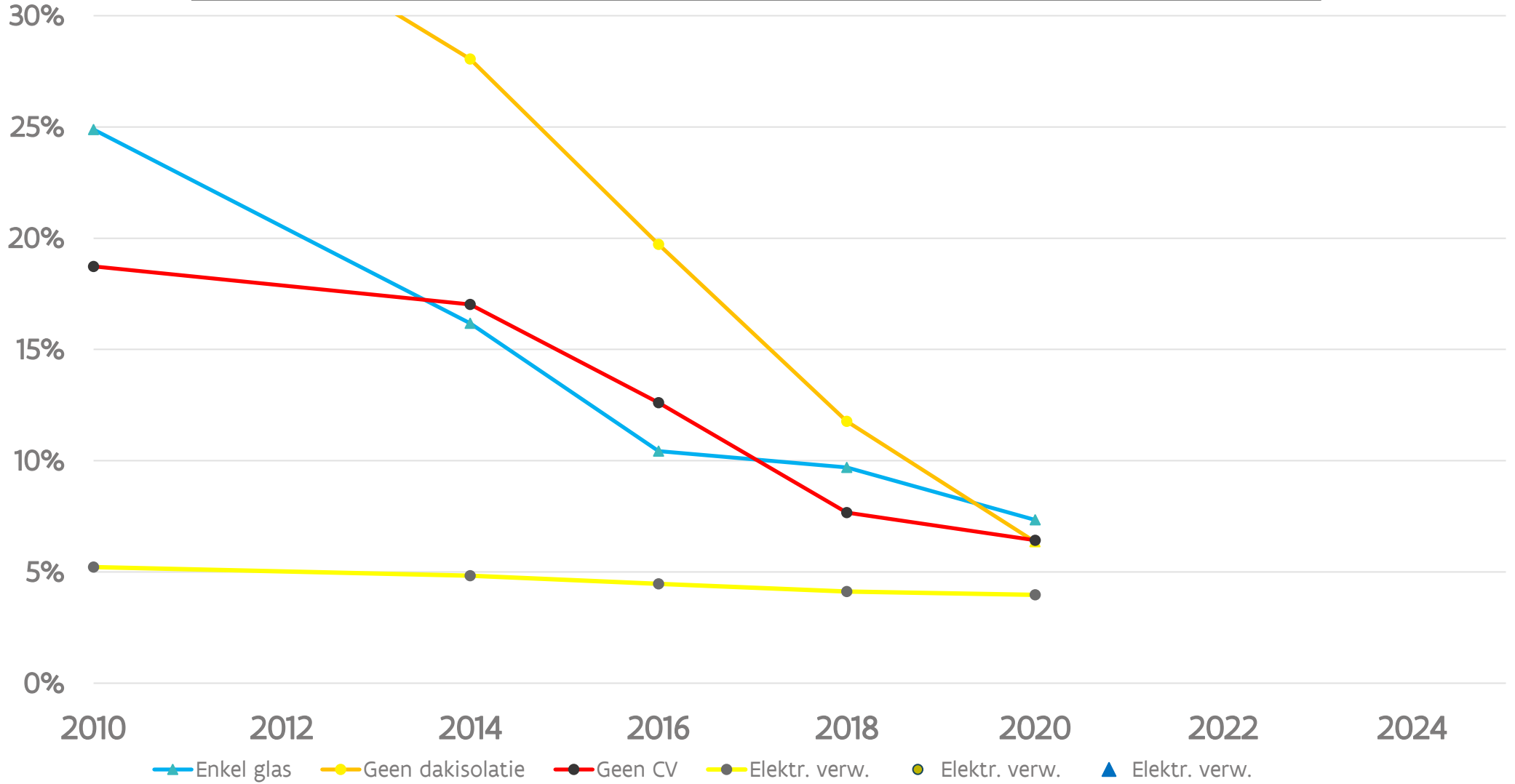
**O-VL 2020**  
**GEEN GEBREKEN**  
**19740 = 86 %**

**#HUIZEN**  
**16.950**



**O-VL 2020**  
**GEEN GEBREKEN**  
**13193 = 78 %**

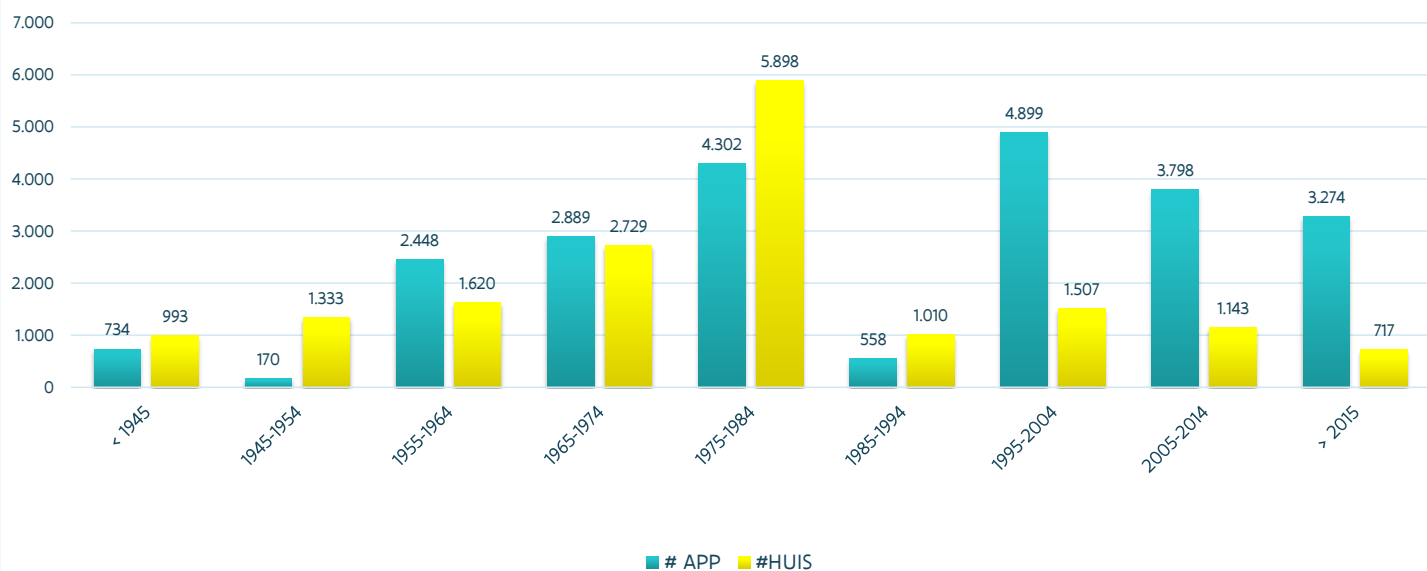
# VERBETERINGSTRAJECT ERP 2010-2020



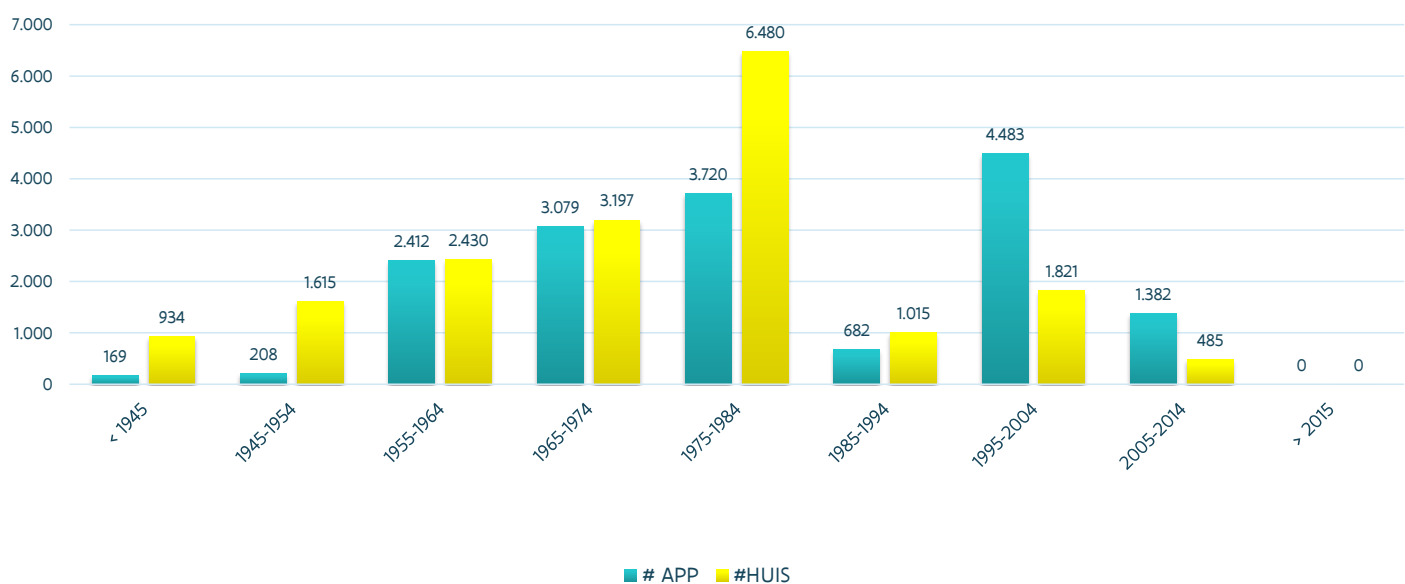
SPREIDING BOUWPERIODE PATRIMONIUM 2020 versus 2010

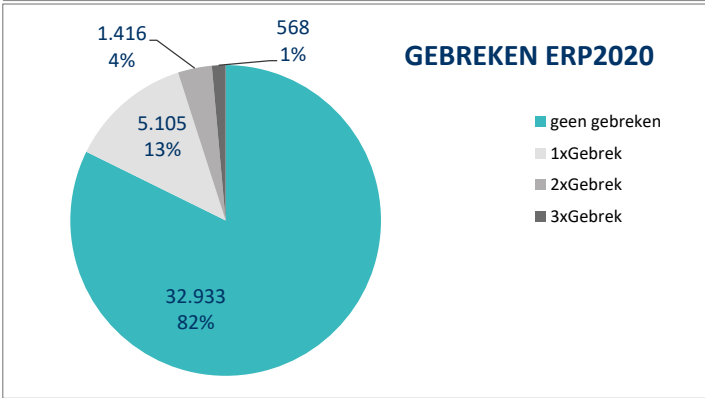
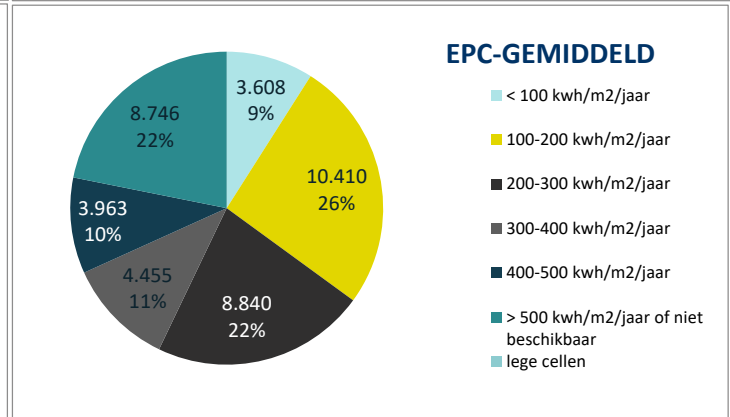
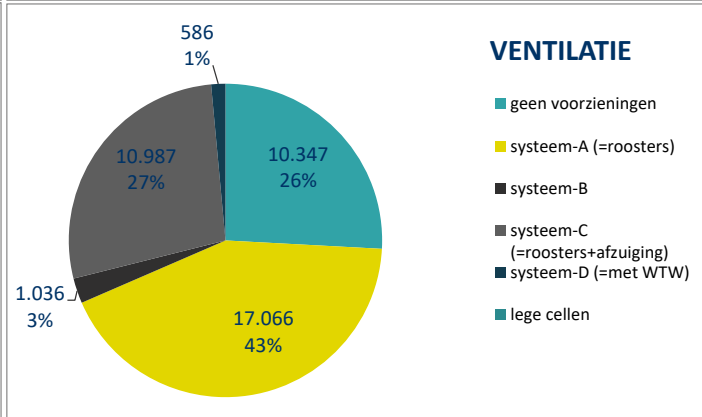
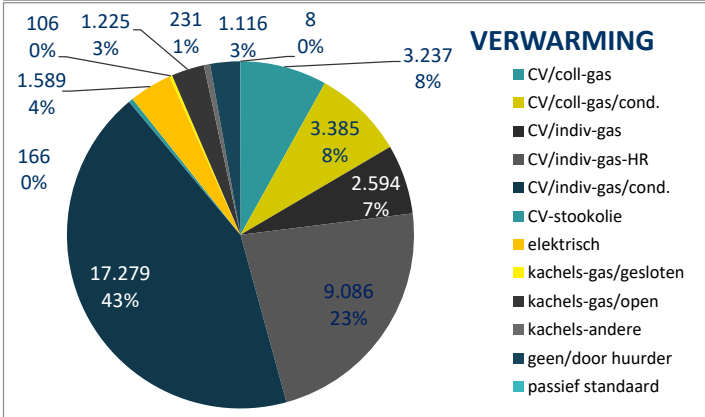
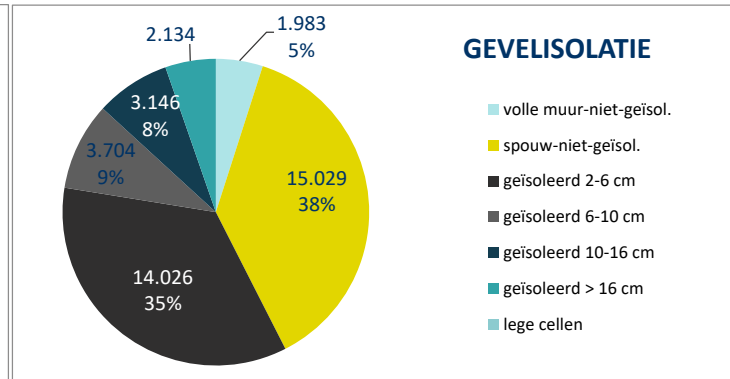
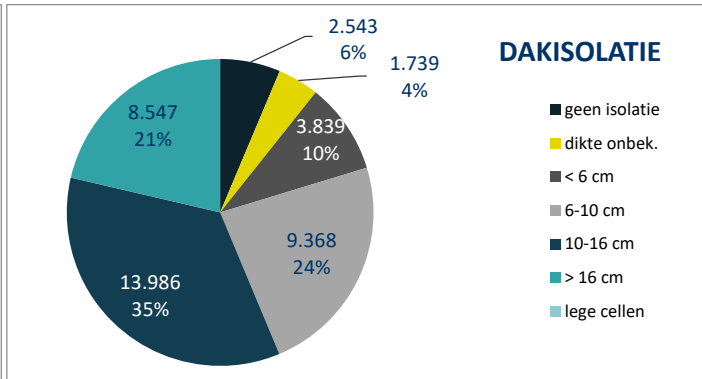
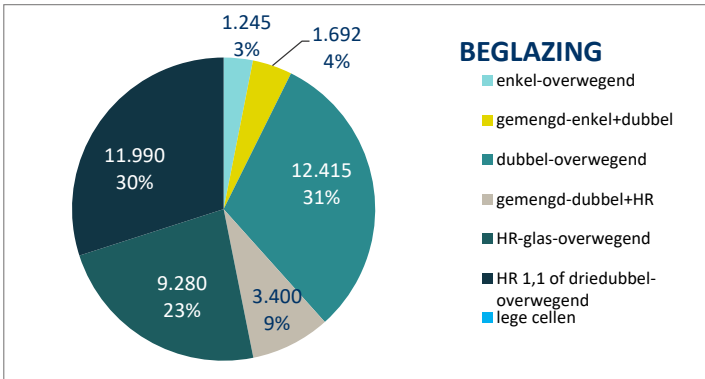
PATRIMONIUM O-VL 2020			PATRIMONIUM O-VL 2010		
BOUWPERIODE 10 JAAR	# APP	#HUIS	BOUWPERIODE 10 JAAR	# APP	#HUIS
< 1945	734	993	< 1945	169	934
1945-1954	170	1.333	1945-1954	208	1.615
1955-1964	2.448	1.620	1955-1964	2.412	2.430
1965-1974	2.889	2.729	1965-1974	3.079	3.197
1975-1984	4.302	5.898	1975-1984	3.720	6.480
1985-1994	558	1.010	1985-1994	682	1.015
1995-2004	4.899	1.507	1995-2004	4.483	1.821
2005-2014	3.798	1.143	2005-2014	1.382	485
> 2015	3.274	717	> 2015	0	0
<b>TOTALEN</b>	<b>23.072</b>	<b>16.950</b>		<b>16.135</b>	<b>17.977</b>

Spreiding patrimonium 2020



Spreiding patrimonium 2010





PATRIMONIUM	O-VL 2020
# APP	23.072
# HUIZEN	16.950
# WON	40.022
<b>UPDATE RESULTATEN</b>	
<b>PATRIMONIUMBEVRAGING 2020</b>	