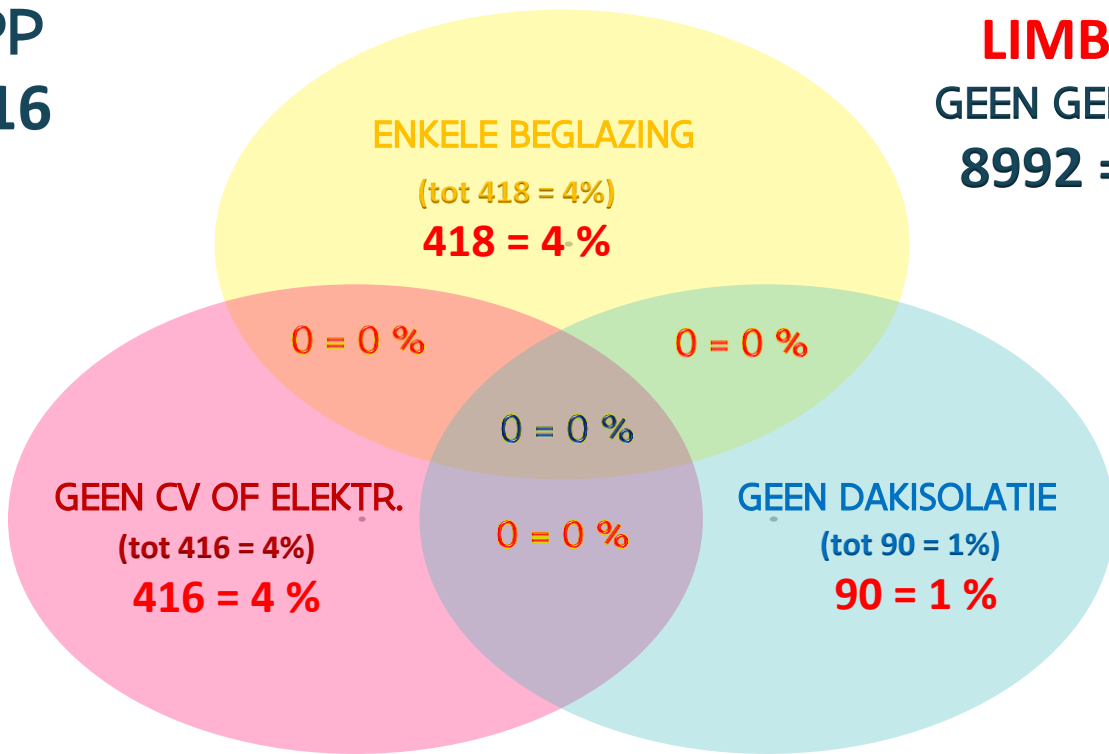


## RESULTATEN - PATRIMONIUMBEVRAGING 2020

LIMB 2020

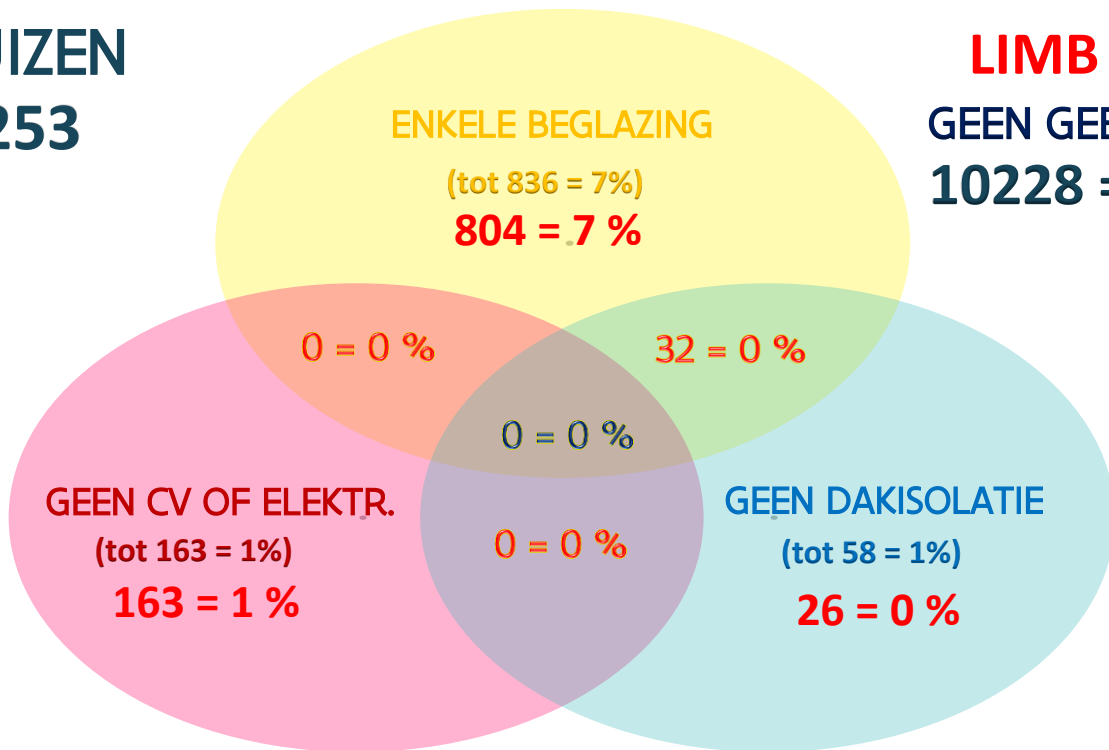
BEGLAZING	#WON	%	DAKISOLATIE	#WON	%	GEVELISOLATIE	#WON	%
enkel-overwegend	134	0,6%	geen isolatie	148	0,7%	volle muur-niet-geïsol.	534	2,5%
gemengd-enkel+dubbel	1.120	5,3%	dikte onbek.	245	1,2%	spouw-niet-geïsol.	6.065	28,7%
dubbel-overwegend	7.141	33,7%	< 6 cm	1.841	8,7%	geïsoleerd 2-6 cm	9.271	43,8%
gemengd-dubbel+HR	1.711	8,1%	6-10 cm	5.268	24,9%	geïsoleerd 6-10 cm	2.290	10,8%
HR-glas-overwegend	3.868	18,3%	10-16 cm	7.227	34,1%	geïsoleerd 10-16 cm	1.191	5,6%
HR 1,1 of driedubbel-overwegend	7.195	34,0%	> 16 cm	6.440	30,4%	geïsoleerd > 16 cm	1.818	8,6%
lege cellen	0	0,0%	lege cellen	0	0,0%	lege cellen	0	0,0%
VERWARMING	#WON	%	EPC - GEMIDDELD	#WON	%	VENTILATIE	#WON	%
CV/coll-gas	287	1,4%	< 100 kwh/m2/jaar	3.491	16,5%	geen voorzieningen	5.137	24,3%
CV/coll-gas/cond.	497	2,3%	100-200 kwh/m2/jaar	4.688	22,1%	systeem-A (=roosters)	9.154	43,2%
CV/indiv-gas	2.612	12,3%	200-300 kwh/m2/jaar	4.054	19,2%	systeem-B	12	0,1%
CV/indiv-gas-HR	7.033	33,2%	300-400 kwh/m2/jaar	3.473	16,4%	systeem-C (=roosters+afzuiging)	6.784	32,0%
CV/indiv-gas/cond.	9.732	46,0%	400-500 kwh/m2/jaar	1.905	9,0%	systeem-D (=met WTW)	82	0,4%
CV-stookolie	300	1,4%	> 500 kwh/m2/jaar of niet beschikbaar	3.558	16,8%	lege cellen	0	0,0%
elektrisch	414	2,0%	lege cellen	0	0,0%			
kachels-gas/gesloten	16	0,08%	# GEBREKEN	#WON	%	HUURPATRIMONIUM # WON		
kachels-gas/open	0	0,0%	geen gebreken	19.220	90,8%	# APP	9.916	
kachels-andere	0	0,0%	1xGebrek	1.917	9,1%	# HUIZEN	11.253	
geen/door huurder	165	0,8%	2xGebrek	32	0,2%	21.169		
passief standaard	113	0,5%	3xGebrek	0	0,0%			

#APP  
9.916



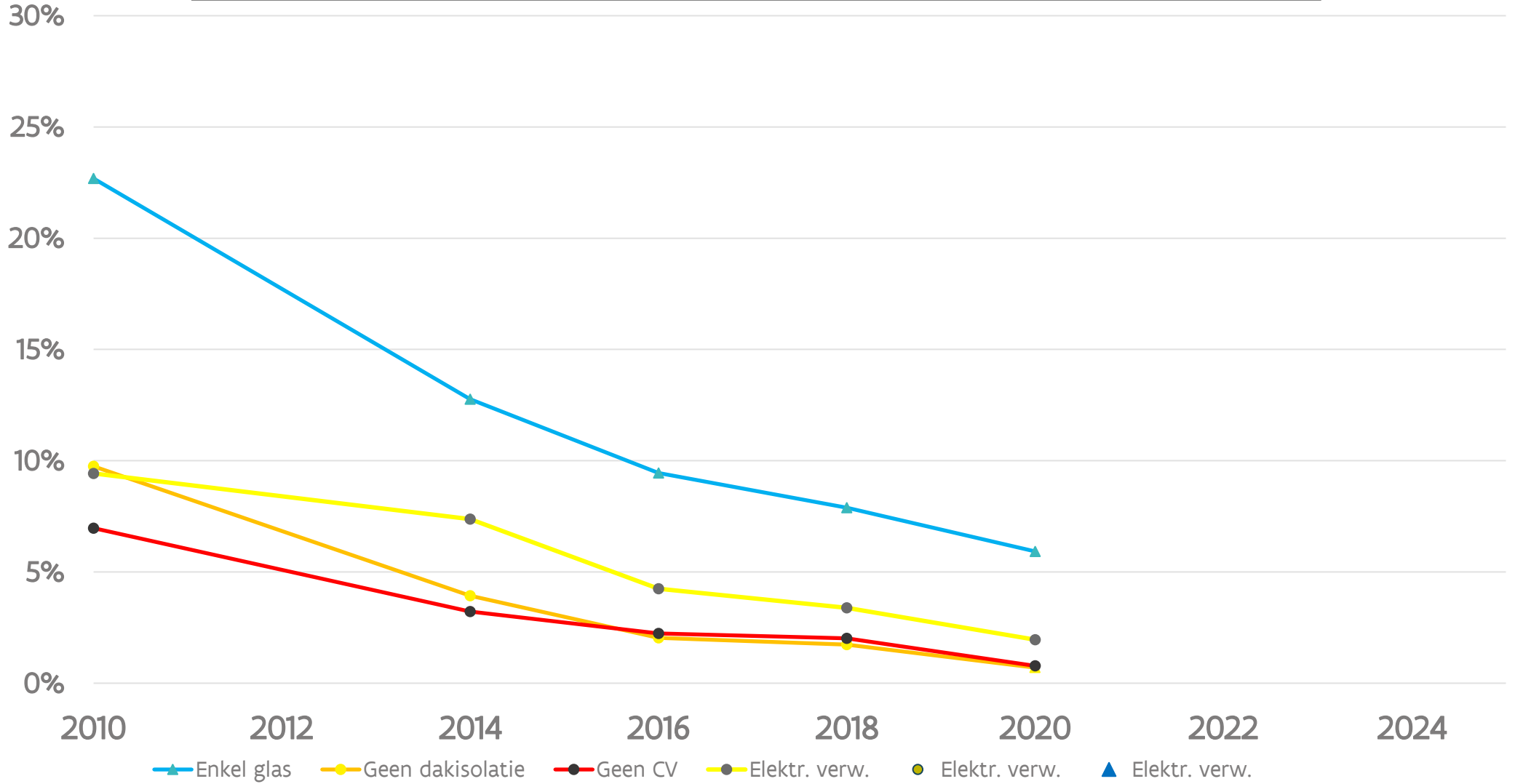
**LIMB 2020**  
GEEN GEBREKEN  
8992 = 91 %

#HUIZEN  
11.253



**LIMB 2020**  
GEEN GEBREKEN  
10228 = 91 %

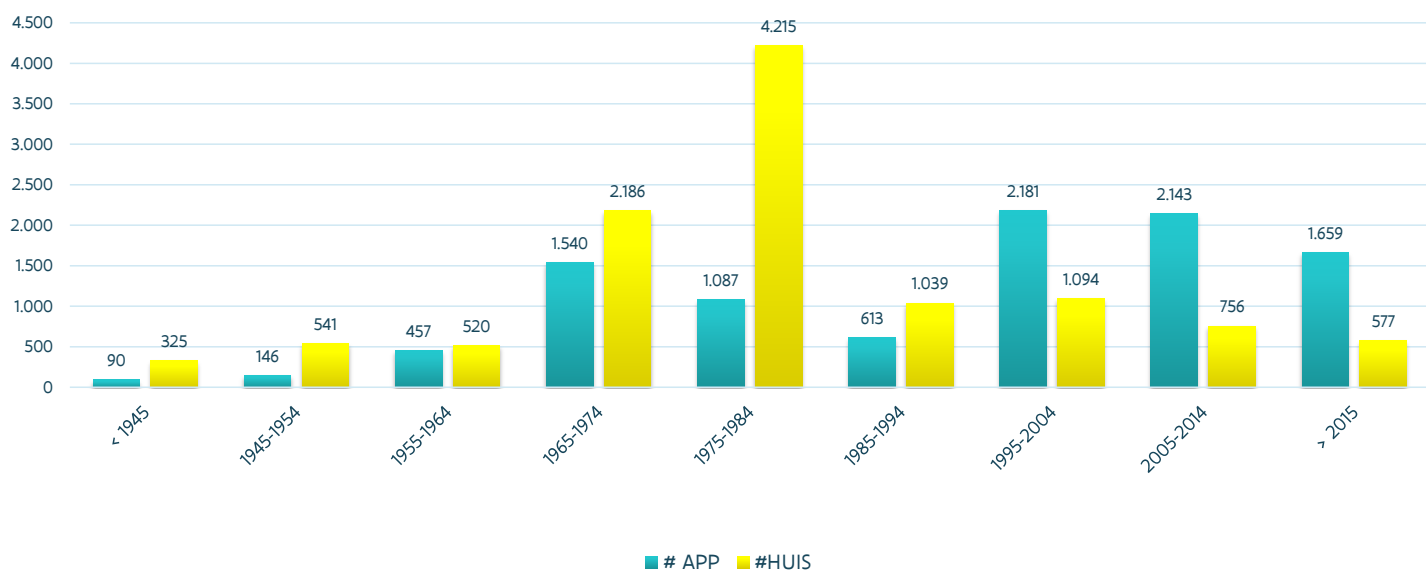
# VERBETERINGSTRAJECT ERP 2010-2020



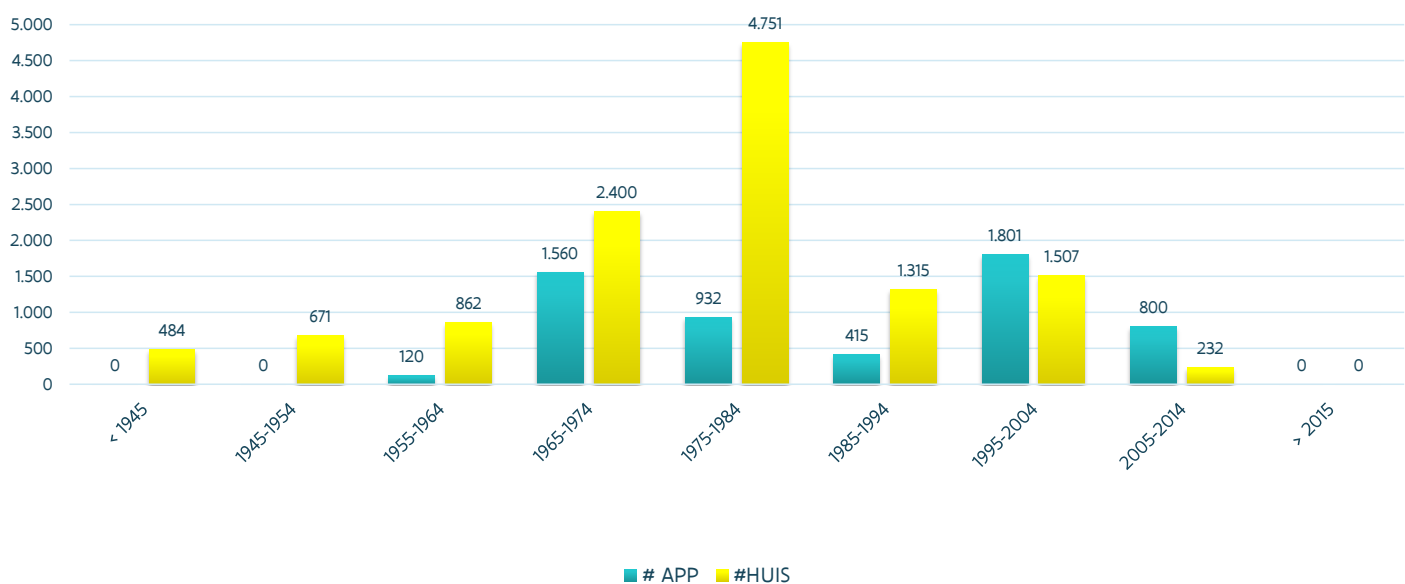
SPREIDING BOUWPERIODE PATRIMONIUM 2020 versus 2010

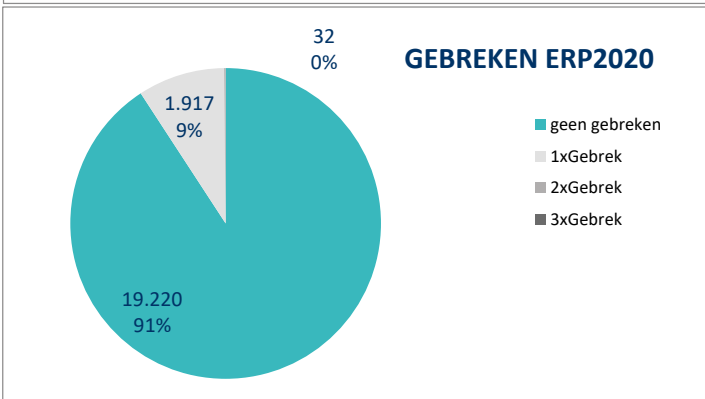
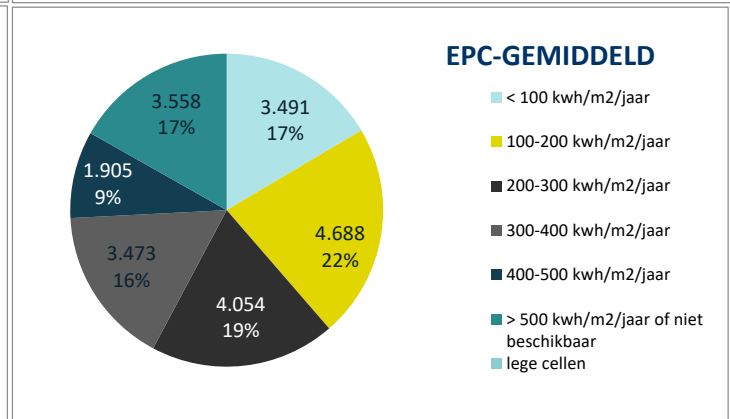
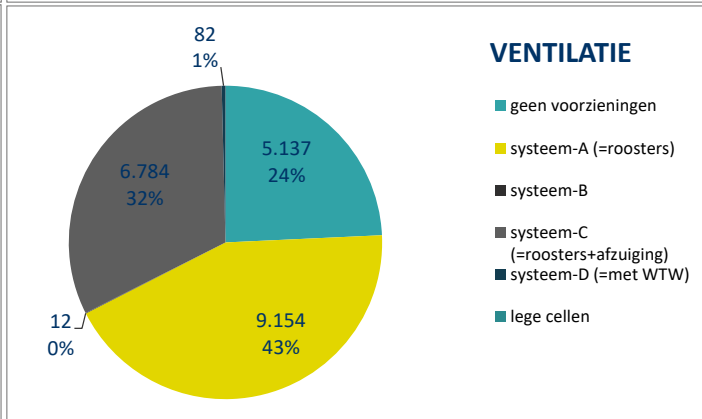
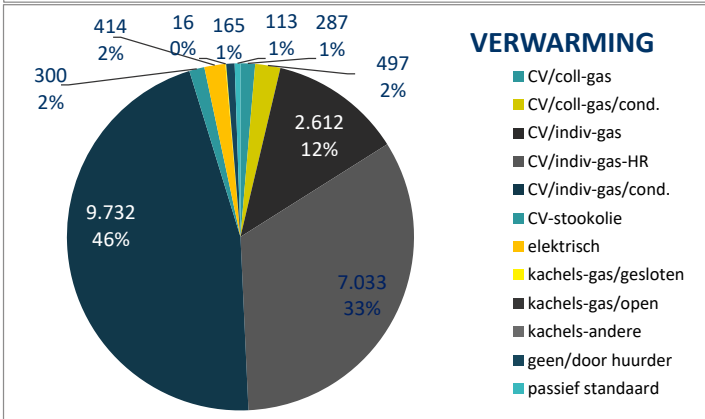
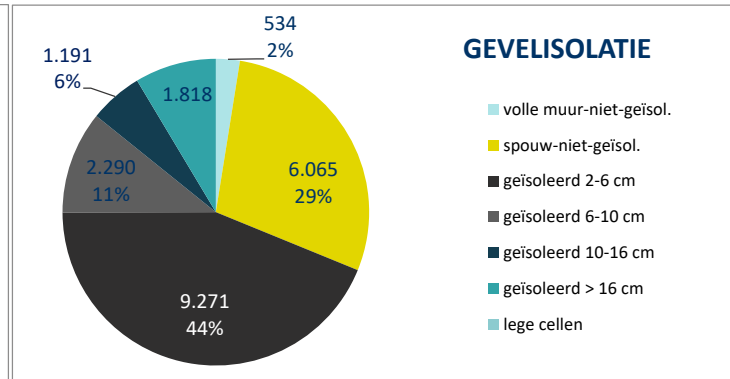
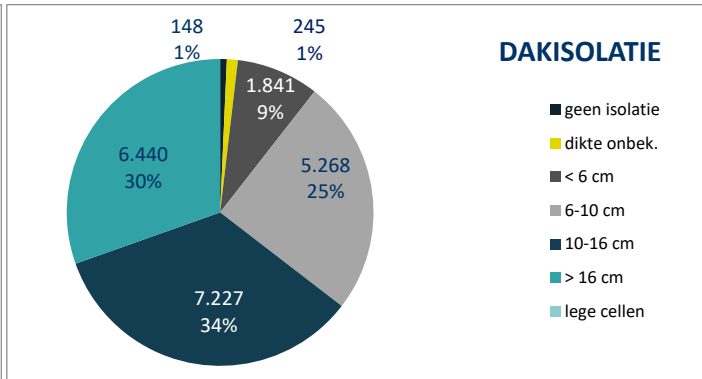
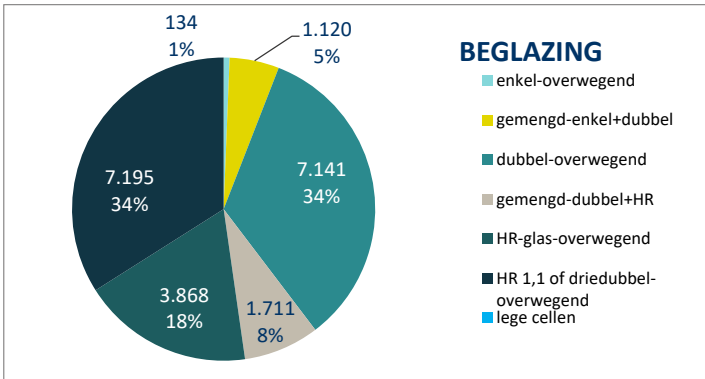
PATRIMONIUM LIMB 2020			PATRIMONIUM LIMB 2010		
BOUWPERIODE 10 JAAR	# APP	#HUIS	BOUWPERIODE 10 JAAR	# APP	#HUIS
< 1945	90	325	< 1945	0	484
1945-1954	146	541	1945-1954	0	671
1955-1964	457	520	1955-1964	120	862
1965-1974	1.540	2.186	1965-1974	1.560	2.400
1975-1984	1.087	4.215	1975-1984	932	4.751
1985-1994	613	1.039	1985-1994	415	1.315
1995-2004	2.181	1.094	1995-2004	1.801	1.507
2005-2014	2.143	756	2005-2014	800	232
> 2015	1.659	577	> 2015	0	0
<b>TOTALEN</b>	<b>9.916</b>	<b>11.253</b>		<b>5.628</b>	<b>12.222</b>

Spreading patrimonium 2020



Spreading patrimonium 2010





PATRIMONIUM	LIMB 2020
# APP	9.916
# HUIZEN	11.253
# WON	21.169
<b>UPDATE RESULTATEN</b>	
<b>PATRIMONIUMBEVRAGING 2020</b>	